

## Portfolio Objective

The Service is designed for a moderately cautious investor, who should have:

- Limited experience of investment products, and is probably more familiar with bank and building society accounts.
- An understanding that in general terms investment products should be held for a minimum period of five years.
- A preference for outcomes that have a degree of certainty, although they will understand that their investments could rise or fall.

The Service aims to improve total returns and actively manage short-term risks through increasing or decreasing holdings in asset classes and individual funds. These allocations are determined by the Omnis Investments Limited investment team, which benefits from full transparency of the funds' underlying investments, and is controlled through a strict governance framework.

## Risk Range

The Adviser will risk-rate investors based on their answers to a number of questions and appropriate validation.

○ Limited risk ○ Cautious ○ Balanced ○ Adventurous ○ Speculative

This portfolio is risk-rated as Cautious/Balanced

## Portfolio Details

Launch date	31 May 2024
Discretionary fee	0.10% p.a.
OCF of underlying investments	0.46% p.a.
Total investment cost	0.56% p.a.


## Investment highlights

**No changes in September.** Following August's rebalance of all Agility portfolios, we made no changes in September.

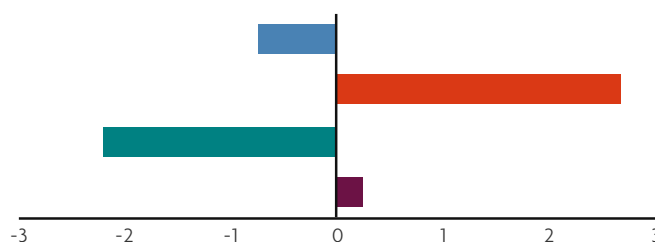
**Risk appetite rewarded.** Risk appetite was rewarded for the month, with global equities performing strongly. Broad risk sentiment was assisted by the US Federal Reserve recommencing interest rate cuts. The strongest returns came from emerging markets and Asia (ex-Japan).

**Remain cautiously positioned.** We have a slight overweight in bonds and underweight in equities. While equities continue to perform well, we are starting to see early signs of slowing economic growth, which could pressure equity valuations. We remain underweight the US due to a combination of high valuations and increased concentration risk. Our base case expectation of falling inflation, easing monetary policy and a soft-landing remains, although risks of a deeper recession remain elevated.

## Strategic Asset Allocation



## Overweight/Underweight Position Relative to Strategic Asset Allocation



# Omnis Agility III

October 2025



## Portfolio Holdings

### Omnis Funds - Investment Managers



### Third Party Funds



#### Equities

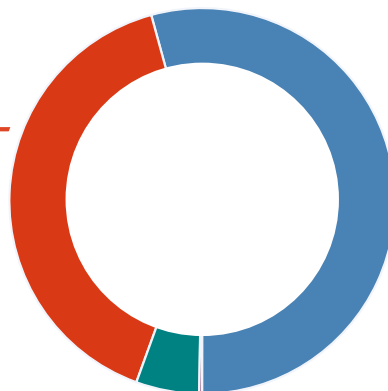
54.27

Omnis US Equity Leaders Fund	12.60
Omnis US Smaller Companies Fund	6.75
Omnis European Equity Leaders Fund	3.41
Omnis European Equity Opportunities Fund	3.41
Omnis UK All Companies Fund	3.33
Omnis Income & Growth Fund	3.33
Vanguard FTSE Developed Europe ex UK UCITS ETF	3.31
Omnis Japanese Equity Fund	3.15
iShares Core FTSE 100 UCITS ETF	2.85
SPDR S&P 500 UCITS ETF	2.65
Omnis UK Smaller Companies Fund	1.50
Omnis Global EM Equity Opportunities Fund	1.31
Omnis Global Emerging Markets Equity Leaders Fund	1.31
Vanguard FTSE 250 UCITS ETF	1.00
Omnis Asia Pacific (ex-Japan) Equity Fund	0.88
iShares MSCI EM Latin America UCITS ETF	0.75
iShares S&P 500 Energy Sector UCITS ETF	0.75
iShares S&P 500 Health Care Sector UCITS ETF	0.75
SPDR Russell 2000 U.S. Small Cap UCITS ETF	0.50
iShares MSCI India UCITS ETF	0.38
iShares MSCI China A UCITS ETF	0.35

#### Bonds

40.18

Omnis Strategic Bond Fund	10.15
Omnis Global Bond Fund	6.65
Omnis UK Gilt Fund	6.13
iShares Core Global Aggregate Bond UCITS ETF	3.74
iShares Core UK Gilts UCITS ETF	3.63
Omnis Sterling Corporate Bond Fund	3.33
iShares Core Global Aggregate Bond UCITS ETF	2.85
iShares UK Gilts 0-5yr UCITS ETF	1.70
iShares Global Inflation Linked Govt Bond UCITS ETF	1.00
iShares USD Treasury Bond 20+yr UCITS ETF	1.00



#### Alternatives

5.3

Omnis Diversified Returns Fund	2.50
Omnis Short-Dated Bond Fund	1.40
Omnis Absolute Return Bond Fund	1.40

#### Cash

0.25



## Discrete Annual Performance (as at 30/09/2025)

	30/09/2024 30/09/2025	30/09/2023 30/09/2024	30/09/2022 30/09/2023	30/09/2021 30/09/2022	30/09/2020 30/09/2021
Portfolio	7.55%	-	-	-	-

The above figures show the indicative performance of the portfolio, which includes all asset allocation trades. Your individual performance will depend on the date of your investment.

## The last 12 months...

When investing, it is always important to take a medium to long-term perspective. This is because shorter term periods can be much more volatile and deliver lower and sometimes negative returns, as illustrated by the rolling 12-month periods shown above.

Source: FE Analytics, total return bid-bid annualised (to 30 September 2025), after ongoing fund charges.

## Performance Since Launch (%)



1 Month	3 Months	6 Months	Year to date
1.47%	4.15%	8.14%	7.24%

1 Year	3 Years	5 Years	Since launch
7.55%	-	-	10.44%

Source: FE Analytics, data to 30 September 2025. Chart shows performance over past 12 months. Table shows growth over different timeframes since launch.

**RISK WARNINGS AND OTHER IMPORTANT INFORMATION:** Omnis Agility (The Service) is provided by Omnis Investments Limited, a member of the Openwork group of companies. Omnis Investments Limited is registered in England and Wales under registration number 06582314. This document was issued by Omnis Investments Limited. The Omnis Managed Investments ICVC and the Omnis Portfolio Investments ICVC are authorised Investment Companies with Variable Capital. The authorised corporate director of the Omnis Managed Investments ICVC and the Omnis Portfolio Investments ICVC is Omnis Investments Limited. Omnis Investments Limited does not offer investment advice nor make recommendations regarding investments. Potential investors are particularly advised to read the specific risks and charges applicable to the Funds which are contained in the Prospectus, Key Investor Information Documents (KIIDs) and Omnis Agility brochure. Omnis Investments Limited is authorised and regulated by the Financial Conduct Authority, 12 Endeavour Square, London E20 1JN and the Registered Office is: Auckland House, Lydiard Fields, Swindon, Wiltshire, SN5 8UB. Past performance is not a guide to future performance. The value of an investment and any income from it can fall as well as rise as a result of market and currency fluctuations. You may not get back the amount you originally invested.