

Portfolio Objective

The Service is designed for a moderately cautious investor, who should have:

- Limited experience of investment products, and is probably more familiar with bank and building society accounts.
- An understanding that in general terms investment products should be held for a minimum period of five years.
- A preference for outcomes that have a degree of certainty, although they will understand that their investments could rise or fall.

The Service aims to improve total returns and actively manage short-term risks through increasing or decreasing holdings in asset classes and individual funds. These allocations are determined by the Omnis Investments Limited investment team, which benefits from full transparency of the funds' underlying investments, and is controlled through a strict governance framework.

Risk Range

The Adviser will risk-rate investors based on their answers to a number of questions and appropriate validation.

 Limited risk  Cautious  Balanced  Adventurous  Speculative

This portfolio is risk-rated as Cautious/Balanced

Portfolio Details

Launch date	31 May 2024
Discretionary fee	0.10% p.a.
OCF of underlying investments	0.46% p.a.
Total investment cost	0.56% p.a.


Investment highlights

Portfolio rebalance with added ETF exposure. We rebalanced all Agility portfolios in late April and introduced two new ETFs to reflect our latest tactical asset allocation views. These changes help ensure the portfolios remain diversified, responsive to market shifts and positioned to capture opportunities as they emerge across global markets.

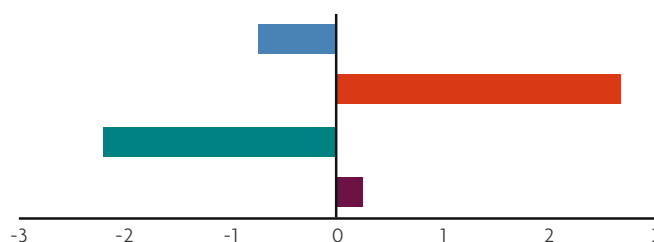
Targeting US smaller companies. We increased exposure to US smaller companies by adding the SPDR Russell 2000 US Small Cap UCITS ETF. Valuations remain attractive relative to large caps, and smaller firms may benefit more from any improvement in the US economy. With investor focus still skewed toward mega-cap stocks, we see room for rotation into smaller names.

Increasing allocation to China. We also added the iShares MSCI China A UCITS ETF to capture opportunities in Chinese equities. Policymakers are stepping up support for growth, and many domestically focused companies are less exposed to US trade tensions. We believe this part of the market offers selective value and potential upside as stimulus measures begin to take hold.

Strategic Asset Allocation



Overweight/Underweight Position Relative to Strategic Asset Allocation



Omnis Agility III

June 2025



Portfolio Holdings

Omnis Funds - Investment Managers



BARINGS



LAZARD

Schroders



Janus Henderson
INVESTORS

Third Party Funds



Equities

54.27

Omnis US Equity Leaders Fund	12.60
Omnis US Smaller Companies Fund	6.75
Omnis European Equity Leaders Fund	3.41
Omnis European Equity Opportunities Fund	3.41
SPDR S&P 500 UCITS ETF	3.40
Omnis UK All Companies Fund	3.33
Omnis Income & Growth Fund	3.33
Omnis Japanese Equity Fund	3.15
Vanguard FTSE Developed Europe ex UK UCITS ETF	2.93
iShares Core FTSE 100 UCITS ETF	2.85
Omnis UK Smaller Companies Fund	1.50
Omnis Global Emerging Markets Equity Leaders Fund	1.31
Omnis Global EM Equity Opportunities Fund	1.31
Vanguard FTSE 250 UCITS ETF	1.00
Omnis Asia Pacific (ex-Japan) Equity Fund	0.88
SPDR S&P U.S. Energy Select Sector UCITS ETF	0.75
iShares MSCI EM Latin America UCITS ETF	0.75
SPDR Russell 2000 U.S. Small Cap UCITS ETF	0.50
iShares Core MSCI EM IMI UCITS ETF	0.38
Vanguard FTSE Dev Asia Pac ex Japan UCITS ETF	0.38
iShares MSCI China A UCITS ETF	0.35

Bonds

40.18

Omnis Strategic Bond Fund	10.15
Omnis Global Bond Fund	6.65
iShares Core Global Aggregate Bond UCITS ETF	6.59
Omnis UK Gilt Fund	6.13
iShares Core UK Gilts UCITS ETF	3.63
Omnis Sterling Corporate Bond Fund	3.33
iShares UK Gilts 0-5yr UCITS ETF	1.70
iShares Global Inflation Linked Govt Bond UCITS ETF	1.00
iShares USD Treasury Bond 20+yr UCITS ETF	1.00

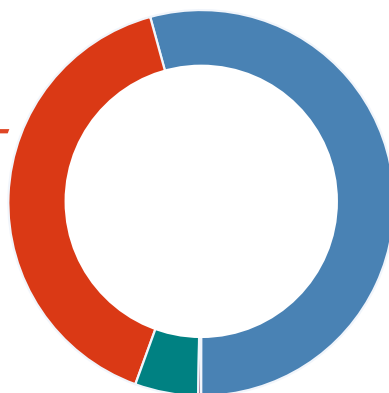
Alternatives

5.3

Omnis Diversified Returns Fund	2.50
Omnis Short-Dated Bond Fund	1.40
Omnis Absolute Return Bond Fund	1.40

Cash

0.25



Discrete Annual Performance (as at 30/05/2025)

	31/05/2024 31/05/2025	31/05/2023 31/05/2024	31/05/2022 31/05/2023	31/05/2021 31/05/2022	31/05/2020 31/05/2021
Portfolio	4.89%	-	-	-	-

The above figures show the indicative performance of the portfolio, which includes all asset allocation trades. Your individual performance will depend on the date of your investment.

The last 12 months...

When investing, it is always important to take a medium to long-term perspective. This is because shorter term periods can be much more volatile and deliver lower and sometimes negative returns, as illustrated by the rolling 12-month periods shown above.

Source: FE Analytics, total return bid-bid annualised (to 30 May 2025), after ongoing fund charges.

Performance Since Launch (%)



1 Month	3 Months	6 Months	Year to date
2.29%	-0.16%	0.55%	1.84%

1 Year	3 Years	5 Years	Since launch
4.89%	-	-	4.89%

Source: FE Analytics, data to 30 May 2025. Chart shows performance over past 12 months. Table shows growth over different timeframes since launch.

RISK WARNINGS AND OTHER IMPORTANT INFORMATION: Omnis Agility (The Service) is provided by Omnis Investments Limited, a member of the Openwork group of companies. Omnis Investments Limited is registered in England and Wales under registration number 06582314. This document was issued by Omnis Investments Limited. The Omnis Managed Investments ICVC and the Omnis Portfolio Investments ICVC are authorised Investment Companies with Variable Capital. The authorised corporate director of the Omnis Managed Investments ICVC and the Omnis Portfolio Investments ICVC is Omnis Investments Limited. Omnis Investments Limited does not offer investment advice nor make recommendations regarding investments. Potential investors are particularly advised to read the specific risks and charges applicable to the Funds which are contained in the Prospectus, Key Investor Information Documents (KIIDs) and Omnis Agility brochure. Omnis Investments Limited is authorised and regulated by the Financial Conduct Authority, 12 Endeavour Square, London E20 1JN and the Registered Office is: Auckland House, Lydiard Fields, Swindon, Wiltshire, SN5 8UB. Past performance is not a guide to future performance. The value of an investment and any income from it can fall as well as rise as a result of market and currency fluctuations. You may not get back the amount you originally invested.